


ROOM VIEW

"Add a beautiful print to a room you enjoy
and it becomes a space you love."

Find the right print with my FREE 'Room View' service. 'Room View' takes the guess work out of selecting prints for your space. Just follow the four easy steps on the back.

Choose from my range of Photo Prints, Canvas Prints and Limited Editions. My print collection is available online or you can visit me at my gallery in the Swan Valley.



PAUL DOWE  GALLERIES

S W A N V A L L E Y

www.pauldowe.com.au

'Room View' Four Easy Steps.

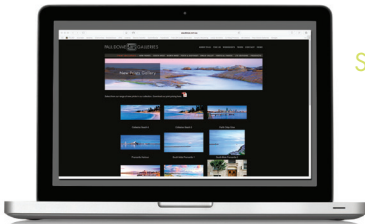
Step 1. Take a photo of your wall.



Stand directly in front of the wall and take the photo straight on using any digital device, phone or camera. Make sure you are looking straight at the wall, standing parallel to it and not at an angle. If there is room stand far enough back from the wall to include a little of the floor and ceiling.

Step 2. Measure

Take a measurement of one feature, object or piece of furniture sitting along the wall. If there is nothing on or along the wall stick an A4 piece of paper on the wall when taking the photo.

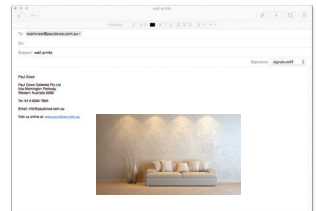


Step 3. Choose some images

Visit our website (www.pauldowe.com.au) and select the image or images you would like to see featured on your wall.

Step 4. Take note and send

Email the room images and print names to me at roomview@pauldowe.com.au and I will do the rest.



What happens next ?

I will send you back samples of the images to scale hanging on your wall, along with a quote and any other information that might assist you with your selection. It's that easy.